

**IMPORTANT! KEEP IT IN A SAFE PLACE FOR FUTURE
REFERENCE!**

**MUSICAL BABY WALKY
„FUNNY”**

FUNNY



This product is produced in conformity with the requirements of Toy Safety Directive 2009/48/EC of the European Parliament and the Council, the Regulation on Essential Requirements and Conformity Assessment of Toys, the Regulation on Conformity Marking and the European standards applicable to this product.


PLEASE READ THIS INSTRUCTION MANUAL CAREFULLY BEFORE USING THIS TOY AND KEEP IT IN A SAFE PLACE FOR FUTURE REFERENCE.

INSTRUCTIONS AND WARNINGS FOR SAFE USAGE:

- **ATTENTION!** TO BE USED ONLY UNDER ADULT SUPERVISION!
- **ATTENTION!** THIS PRODUCT IS INTENDED FOR CHILDREN AGED 6+ MONTHS!
- **ATTENTION!** CHILDREN WHO CANNOT WALK ALONE SHOULD NOT USE THE PRODUCT!
- **WARNING!** REGULARLY CHECK ALL THE PARTS OF THE PRODUCT! DO NOT USE THE TOY IN CASE YOU FIND ANY DAMAGED, MISSED OR WORN OUT PART. ALL JOINTS MUST BE IN GOOD WORKING ORDER. NO CRACKS ON THE CONSTRUCTION.
- **ATTENTION!** FOR DOMESTIC USE ONLY. TO BE USED ONLY ON FLAT AND SAFE SURFACES, AWAY FROM STAIRS, OBSTACLES OR SOURCES OF HEAT OR POOLS!
- **ATTENTION!** USE THE TOY ONLY AT ITS PURPOSE!
- **ATTENTION!** KEEP AWAY FROM FIRE!
- Unpacking and assemble of the TOY to be done ONLY by an adult!
- **DO NOT** attach to the TOY additional ties and accessories to avoid the risk of choking!
- When storing and transporting **DO NOT** place objects or heavy objects on the TOY to avoid damaging of the construction.
- Do **NOT** move the toy by pulling it with another transport means!
- **DO NOT** make changes or modifications to the TOY's construction! If necessary, contact your dealer or an authorized service for consultation and repair.
- **DO NOT** use spare parts and other components not supplied by the manufacturer! The manufacturer assumes no liability for the safety if spare parts other than those originally for the type approved or recommended are used.
- All packages must be kept away from children during unpacking and after that, to avoid risk of strangulation.

IMPORTANT! WARNINGS AND INSTRUCTIONS FOR USING BATTERIES

- Always secure the battery compartment with the cover after inserting the batteries.
- Do not allow children to access batteries and play with them!
- Only use batteries of the specified type and voltage.
- Do not use batteries of different type.
- Do not mix new ones with batteries already used.
- Keep the correct polarity.
- Remove damaged and exhausted batteries.
- Remove the batteries when you will not use the toy for long period.
- Do not dispose of batteries in open fire. Batteries should not be disassembled.
- **ATTENTION!** Do not throw batteries with household waste, but only in the designated places.



MAIN FEATURES OF THE PRODUCT

MUSICAL BABY WALKY stimulates and supports the development of senses, coordination of movements and physical skills, recognition of colors, forms, sounds and melodies. The child can play with the toy sitting on the floor, while listening to fun music can learn to recognize different shapes and colors.

- THE TOY is intended for children aged 6+ months
- Children who can not walk alone should not use the product
- Plays melodies, sounds and lights.
- Speed can be adjusted.
- Required batteries: 2 pcs type AA / 1.5V (not included) for the toy: "Smart remote"

INSTRUCTIONS FOR ASSEMBLY AND SAFETY USE

ATTENTION! FOLLOW THOROUGHLY THE RECOMMENDATIONS AND CONSEQUENCE FOR USE OF THE PRODUCT IN THIS INSTRUCTION MANUAL!

ATTENTION! CHECK THE SECURITY OF FIXING AFTER PERFORMING ANY OPERATION!

ASSEMBLY

ATTENTION! DO NOT INSTALL THE HANDLE (item 2) BEFORE INSTALLING THE SUPPORT LEGS (item 1)!

1. ASSEMBLY OF THE SUPPORT LEGS TO THE BASE OF THE TOY

Note: Make sure the support legs are fixed!

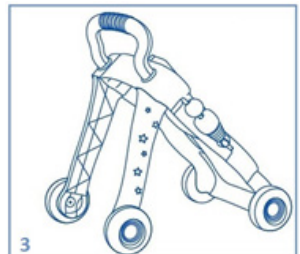
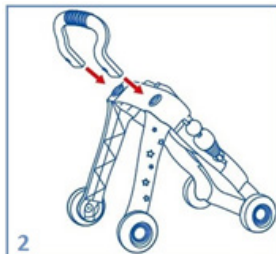
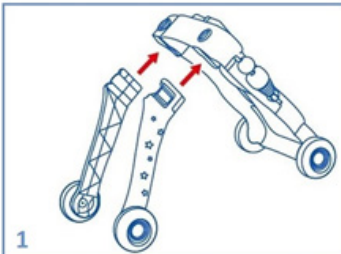
2. ASSEMBLY OF THE HANDLE

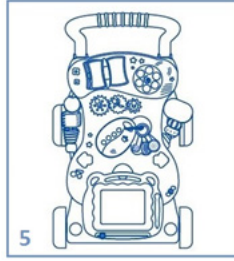
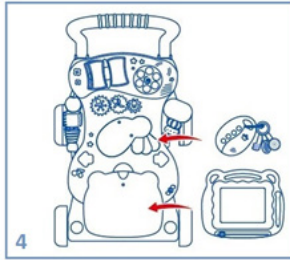
3. TOY WITH MOUNTED SUPPORT LEGS AND HANDLE

4. PLACING OF TOYS: "SMART REMOTE" AND "MAGIC TABLE"

Note: Toys can be removed from the base and the child to play with them.

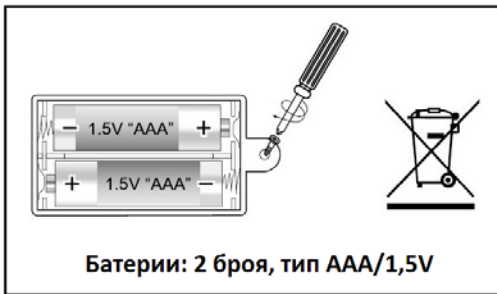
5. ASSEMBLED PRODUCT





FUNCTIONS

1. Toy “Smart remote” with sounds and melodies– can be removed from the base



To use the functions of the toy:

1. Unscrew the screw on the battery cover (on the back of the phone).
2. Remove the cover and insert 2 AAA / 1.5V batteries. Batteries are not included.
3. Replace the battery cover and tighten the screw.

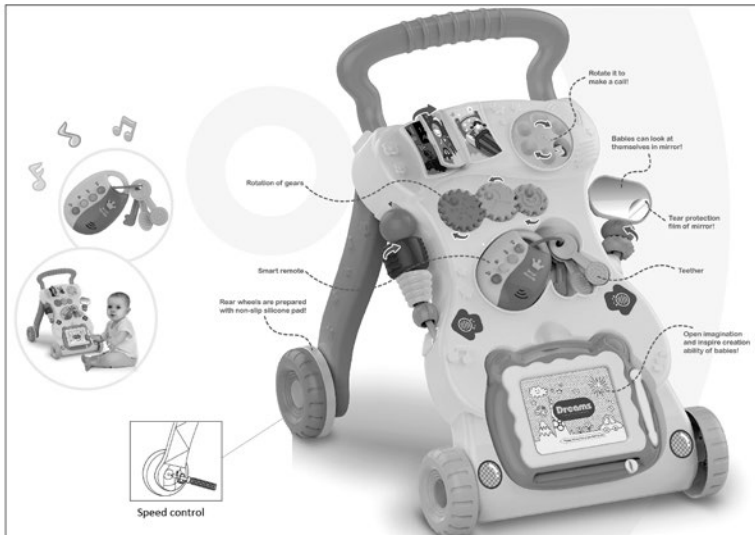
IMPORTANT! Observe the marked polarity in the battery compartment!

2. Toy “Magic table” – can be removed from the base

3. Toys with different shapes, rotating gears, mirror, booklet

4. Adjustable speed.

The speed of the four wheels of the toy can be adjusted with a screwdriver, as shown in the figure.



CARE AND MAINTENANCE

- Periodically check the good working order of the separate parts.
- Do not wash or immerse the TOY with water. Use a soft damp towel and a neutral detergent.
- Do not use aggressive detergents containing abrasive particles, bleach or spirit.
- Regularly oil moving parts.
- Do not use on sandy terrains.
- Do not store the TOY in spaces with hot air or in proximity to warmth to prevent its deforming.
- Store the TOY in a clean and dry space. Do not let it under direct environmental influence – sun, rain, moisture or harsh temperature fluctuations!
- After each cleaning leave the TOY to fully dry before storing or using it. Rust and mildew may appear if you store the product damp.
- In case of problems related to the normal use of the product, turn to authorized service for repair or advice.

Materials used: plastic, metal

Producer: Made in China

Importer:CHIPOLINO LTD., 1 Goliamokonarsko Shosse Str,
Plovdiv, BULGAIRA, tel.: +359 32 600 889, www.chipolino.com

MIK0200XXX/ HE0822/HE0823



Bulgaria, Plovdiv, str. Golyamokonarskoshosse 1
www.chipolino.com